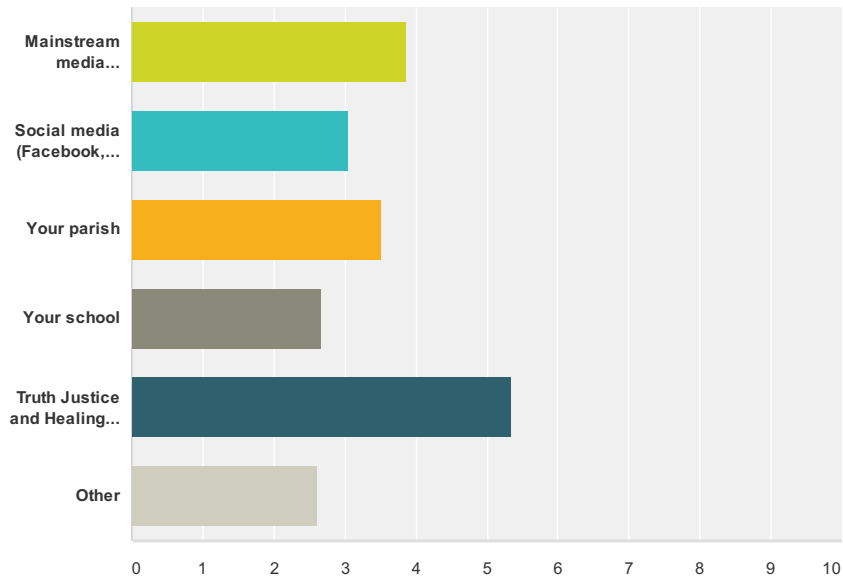


# TJHC information survey

**Q1 Please rank the following as your most trustworthy source of information about the Royal Commission and the Catholic Church with 1 being the most trustworthy and 6 being the least trustworthy.**

Answered: 129 Skipped: 4

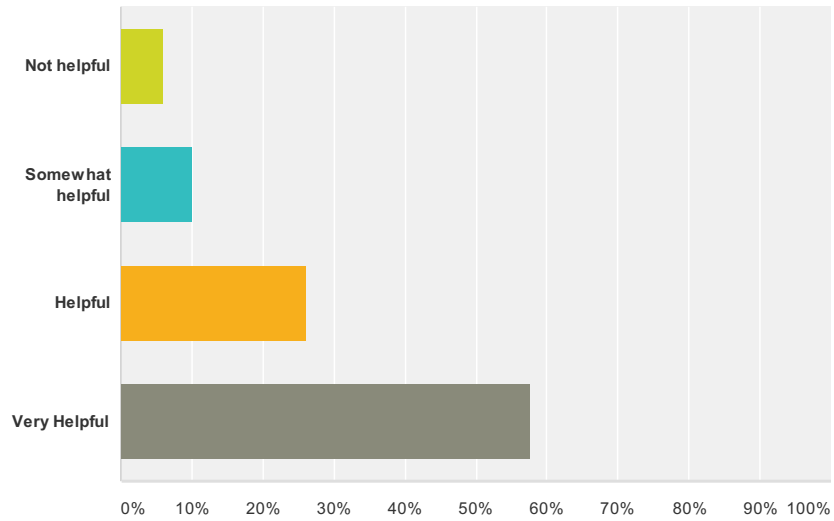


	1	2	3	4	5	6	Total	Average Ranking
Mainstream media (newspapers, magazines, TV, radio)	8.59% 11	36.72% 47	19.53% 25	14.84% 19	7.81% 10	12.50% 16	128	3.86
Social media (Facebook, Twitter or other)	3.88% 5	13.18% 17	23.26% 30	18.60% 24	25.58% 33	15.50% 20	129	3.05
Your parish	3.10% 4	25.58% 33	18.60% 24	31.78% 41	13.18% 17	7.75% 10	129	3.50
Your school	1.55% 2	5.43% 7	21.71% 28	17.83% 23	37.21% 48	16.28% 21	129	2.67
Truth Justice and Healing Council e-newsletter and website	74.42% 96	7.75% 10	8.53% 11	1.55% 2	2.33% 3	5.43% 7	129	5.34
Other	8.53% 11	11.63% 15	8.53% 11	15.50% 20	13.95% 18	41.86% 54	129	2.60

# TJHC information survey

## Q2 How helpful have you found communications (such as the e-newsletter) from the Truth Justice and Healing Council in providing you with information about the Catholic Church's involvement with the Royal Commission?

Answered: 130 Skipped: 3

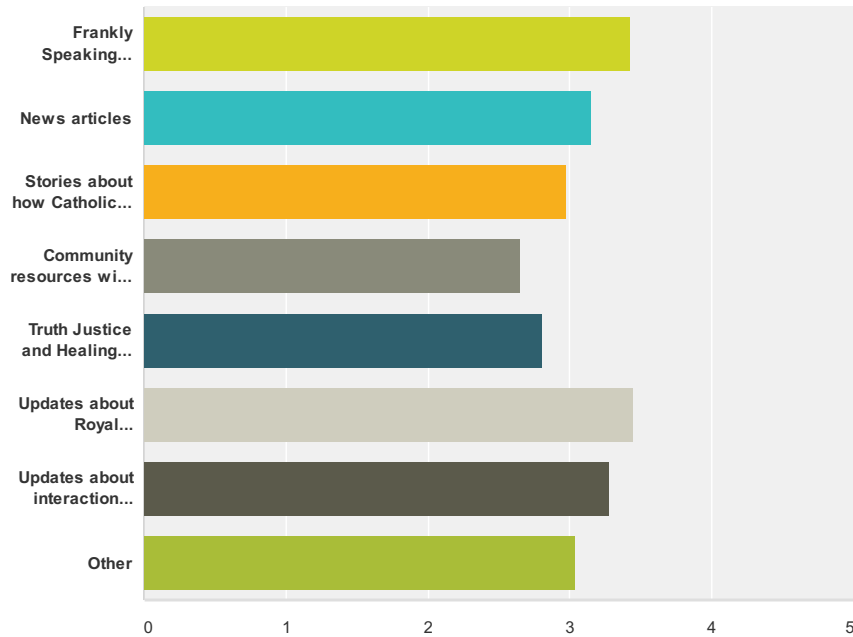


Answer Choices	Responses
Not helpful	6.15% 8
Somewhat helpful	10.00% 13
Helpful	26.15% 34
Very Helpful	57.69% 75
<b>Total</b>	<b>130</b>

# TJHC information survey

## Q3 What type of information in the Truth Justice and Healing Council e-newsletter do you find the most helpful?

Answered: 131 Skipped: 2

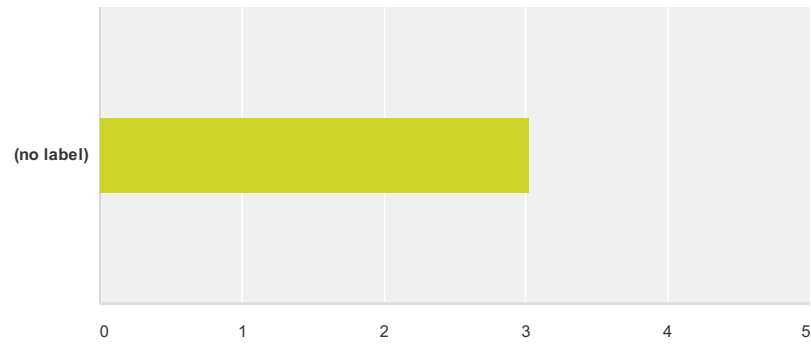


	Least Useful	Somewhat Useful	Useful	Very Useful	N/A	Total	Average Rating
Frankly Speaking (Francis Sullivan's weekly Blog)	5.56% 7	9.52% 12	20.63% 26	61.90% 78	2.38% 3	126	3.42
News articles	5.60% 7	9.60% 12	47.20% 59	35.20% 44	2.40% 3	125	3.15
Stories about how Catholic Parishes are responding to the Royal Commission	11.57% 14	12.40% 15	38.84% 47	32.23% 39	4.96% 6	121	2.97
Community resources with information to assist your parish to talk about the Royal Commission	18.64% 22	13.56% 16	31.36% 37	21.19% 25	15.25% 18	118	2.65
Truth Justice and Healing Council videos	10.00% 12	20.00% 24	35.00% 42	23.33% 28	11.67% 14	120	2.81
Updates about Royal Commission hearings	3.15% 4	9.45% 12	26.77% 34	58.27% 74	2.36% 3	127	3.44
Updates about interaction with the Royal Commission such as Truth Justice and Healing Council submissions.	5.79% 7	9.92% 12	32.23% 39	48.76% 59	3.31% 4	121	3.28
Other	4.44% 2	6.67% 3	26.67% 12	17.78% 8	44.44% 20	45	3.04

# TJHC information survey

## Q4 In general, how helpful do you find the Truth Justice and Healing e-newsletter in providing information about the Catholic Church's engagement with the Royal Commission?

Answered: 127 Skipped: 6

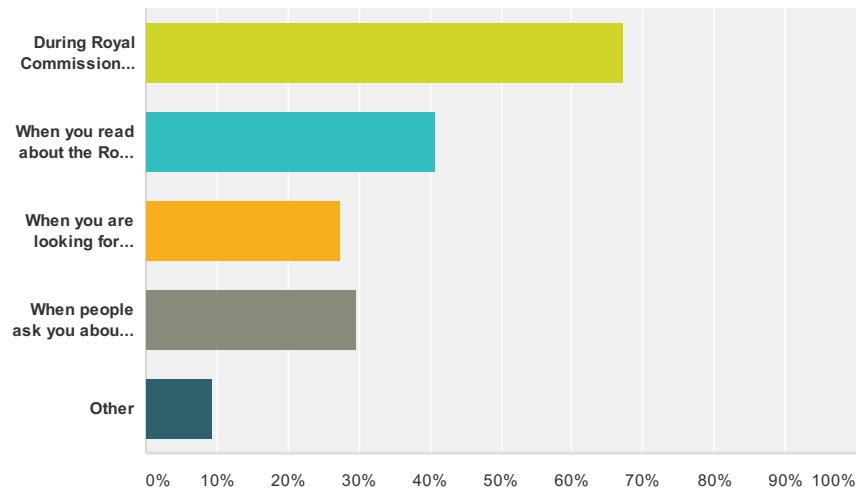


	Not very helpful	Helpful	Very helpful	Essential source of information	Total	Average Rating
(no label)	7.09% 9	23.62% 30	28.35% 36	40.94% 52	127	3.03

# TJHC information survey

## Q5 When do you find the newsletter most useful?

Answered: 128 Skipped: 5

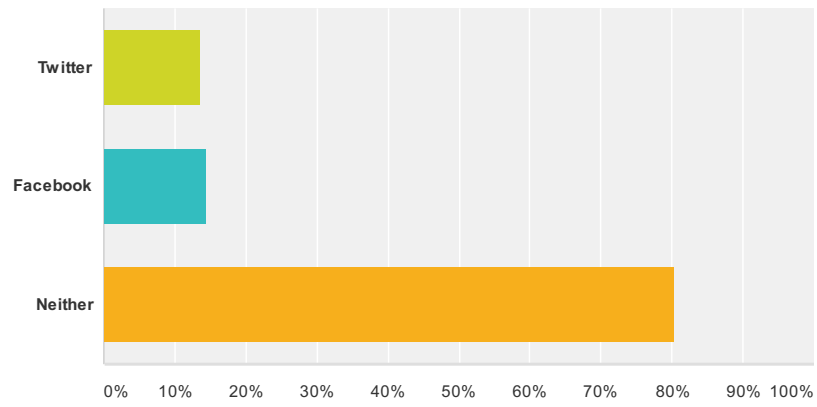


Answer Choices	Responses
During Royal Commission hearings	67.19% 86
When you read about the Royal Commission in the media	40.63% 52
When you are looking for resources	27.34% 35
When people ask you about the Royal Commission	29.69% 38
Other	9.38% 12
<b>Total Respondents: 128</b>	

# TJHC information survey

## Q6 Do you follow the Truth Justice and Healing Council on:

Answered: 132 Skipped: 1

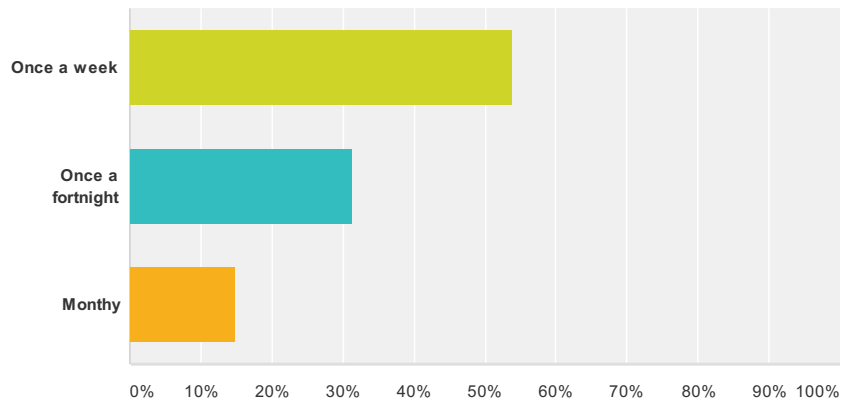


Answer Choices	Responses
Twitter	13.64% 18
Facebook	14.39% 19
Neither	80.30% 106
<b>Total Respondents: 132</b>	

# TJHC information survey

## Q7 Would you prefer to receive the Truth Justice and Healing e-newsletter:

Answered: 128 Skipped: 5

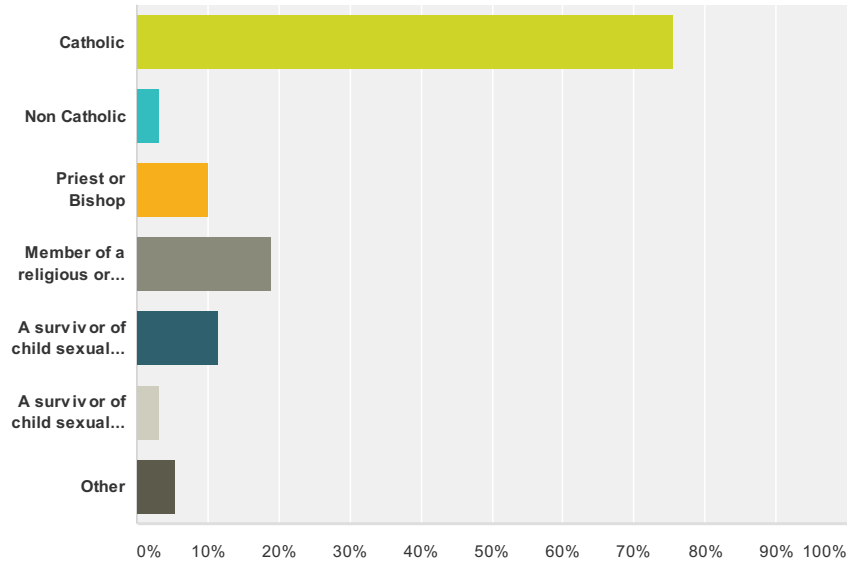


Answer Choices	Responses	
Once a week	53.91%	69
Once a fortnight	31.25%	40
Monthly	14.84%	19
<b>Total</b>		<b>128</b>

# TJHC information survey

## Q8 Would you describe yourself as:

Answered: 131 Skipped: 2



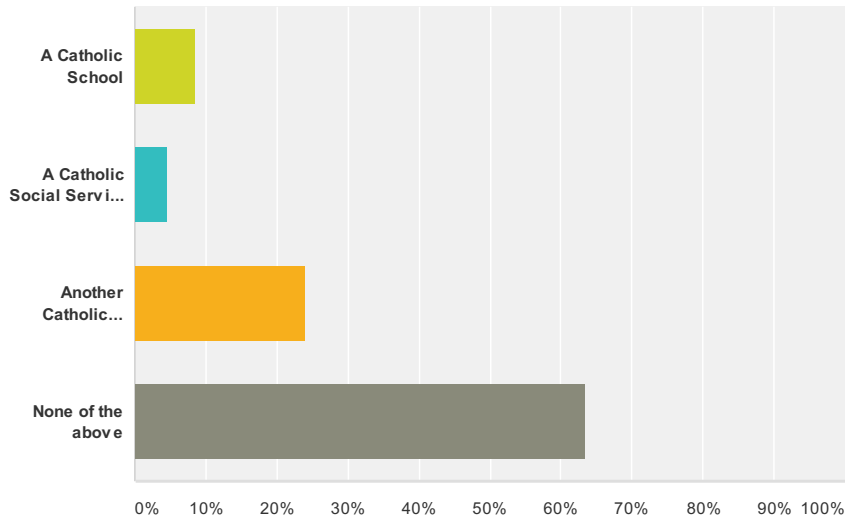
Answer Choices	Responses
Catholic	75.57% 99
Non Catholic	3.05% 4
Priest or Bishop	9.92% 13
Member of a religious order or institute	19.08% 25
A survivor of child sexual abuse in a Catholic institution	11.45% 15
A survivor of child sexual abuse in another institution	3.05% 4
Other	5.34% 7
<b>Total Respondents: 131</b>	



# TJHC information survey

## Q9 Are you employed by:

Answered: 129 Skipped: 4



Answer Choices	Responses
A Catholic School	8.53% 11
A Catholic Social Services Agency	4.65% 6
Another Catholic organisation	24.03% 31
None of the above	63.57% 82
<b>Total Respondents: 129</b>	

## TJHC information survey

### **Q10 What are your hopes for the Catholic Church after the Royal Commission is finished?**

Answered: 111 Skipped: 22

## TJHC information survey

**Q11 Any other comments, feedback or suggestions you would like to make?**

Answered: 67 Skipped: 66